



Location: CMA1b - Oil St Community Liaison Centre

Report on 24-hour TSP monitoring
 Action Level ($\mu\text{g}/\text{m}^3$) - 176.7
 Limit Level ($\mu\text{g}/\text{m}^3$) - 260

| Date | Sampling Time | Weather Condition | Filter paper no. | Filter Weight, g | | Elapse Time, hr | | Sampling Time, hr | Flow Rate, m^3/min | | | Total Volume, m^3 | TSP Level, $\mu\text{g}/\text{m}^3$ |
|-----------|---------------|-------------------|------------------|------------------|--------|-----------------|---------|-------------------|------------------------------------|------------------------|---------|----------------------------|-------------------------------------|
| | | | | Initial | Final | Initial | Final | | Initial, Q_{si} | Final, Q_{sf} | Average | | |
| 02-Jul-11 | 08:00 | Fine | 000735 | 2.7705 | 2.8549 | 9511.67 | 9535.67 | 24.00 | 1.24 | 1.24 | 1.24 | 1785 | 47 |
| 08-Jul-11 | 08:00 | Sunny | 000597 | 2.7650 | 2.9115 | 9538.67 | 9562.67 | 24.00 | 1.23 | 1.23 | 1.23 | 1773 | 83 |
| 14-Jul-11 | 08:00 | Cloudy | 000558 | 2.7878 | 2.8507 | 9565.67 | 9589.67 | 24.00 | 1.23 | 1.23 | 1.23 | 1777 | 35 |
| 20-Jul-11 | 08:00 | Fine | 000687 | 2.7959 | 2.8777 | 9592.67 | 9616.67 | 24.00 | 1.23 | 1.23 | 1.23 | 1776 | 46 |
| 26-Jul-11 | 08:00 | Fine | 000740 | 2.7804 | 2.8623 | 9623.66 | 9647.66 | 24.00 | 1.24 | 1.24 | 1.24 | 1780 | 46 |

Report on 1-hour TSP monitoring
 Action Level ($\mu\text{g}/\text{m}^3$) - 320.1
 Limit Level ($\mu\text{g}/\text{m}^3$) - 500

| Date | Sampling Time | Weather Condition | Filter paper no. | Filter Weight, g | | Elapse Time, hr | | Sampling Time, hr | Flow Rate, m^3/min | | | Total Volume, m^3 | TSP Level, $\mu\text{g}/\text{m}^3$ |
|-----------|---------------|-------------------|------------------|------------------|--------|-----------------|---------|-------------------|------------------------------------|------------------------|---------|----------------------------|-------------------------------------|
| | | | | Initial | Final | Initial | Final | | Initial, Q_{si} | Final, Q_{sf} | Average | | |
| 28-Jun-11 | 13:50 | Cloudy | 000732 | 2.7840 | 2.7923 | 9508.67 | 9509.67 | 1.00 | 1.28 | 1.28 | 1.28 | 77 | 108 |
| 28-Jun-11 | 15:00 | Cloudy | 000733 | 2.7780 | 2.7873 | 9509.67 | 9510.67 | 1.00 | 1.28 | 1.26 | 1.27 | 76 | 122 |
| 28-Jun-11 | 16:05 | Cloudy | 000734 | 2.7738 | 2.7789 | 9510.67 | 9511.67 | 1.00 | 1.26 | 1.26 | 1.26 | 75 | 68 |
| 04-Jul-11 | 08:45 | Cloudy | 000521 | 2.7845 | 2.7918 | 9535.67 | 9536.67 | 1.00 | 1.28 | 1.24 | 1.26 | 76 | 97 |
| 04-Jul-11 | 09:55 | Cloudy | 000522 | 2.7861 | 2.7953 | 9536.67 | 9537.67 | 1.00 | 1.28 | 1.24 | 1.26 | 76 | 122 |
| 04-Jul-11 | 11:00 | Cloudy | 000523 | 2.7915 | 2.7980 | 9537.67 | 9538.67 | 1.00 | 1.24 | 1.24 | 1.24 | 74 | 88 |
| 09-Jul-11 | 08:47 | Sunny | 000555 | 2.7814 | 2.7890 | 9562.67 | 9563.67 | 1.00 | 1.28 | 1.23 | 1.25 | 75 | 101 |
| 09-Jul-11 | 09:53 | Sunny | 000556 | 2.7963 | 2.8026 | 9563.67 | 9564.67 | 1.00 | 1.28 | 1.23 | 1.25 | 75 | 84 |
| 09-Jul-11 | 11:00 | Sunny | 000557 | 2.7997 | 2.8065 | 9564.67 | 9565.67 | 1.00 | 1.23 | 1.23 | 1.23 | 74 | 92 |
| 15-Jul-11 | 08:55 | Cloudy | 000686 | 2.7807 | 2.7873 | 9589.67 | 9590.67 | 1.00 | 1.28 | 1.23 | 1.26 | 75 | 88 |
| 15-Jul-11 | 09:59 | Cloudy | 000689 | 2.7930 | 2.7980 | 9560.67 | 9561.67 | 1.00 | 1.28 | 1.23 | 1.26 | 75 | 66 |
| 15-Jul-11 | 11:00 | Cloudy | 000688 | 2.7901 | 2.7972 | 9561.67 | 9562.67 | 1.00 | 1.23 | 1.23 | 1.23 | 74 | 96 |
| 21-Jul-11 | 08:45 | Fine | 000700 | 2.7979 | 2.8057 | 9616.67 | 9617.67 | 1.00 | 1.28 | 1.23 | 1.26 | 75 | 104 |
| 21-Jul-11 | 10:00 | Fine | 000228 | 2.7401 | 2.7505 | 9617.67 | 9618.67 | 1.00 | 1.28 | 1.23 | 1.26 | 75 | 138 |
| 21-Jul-11 | 15:13 | Fine | 000552 | 2.7844 | 2.7926 | 9618.67 | 9619.67 | 1.00 | 1.23 | 1.23 | 1.23 | 74 | 111 |
| 27-Jul-11 | 08:52 | Fine | 000936 | 2.7795 | 2.7855 | 9647.66 | 9648.66 | 1.00 | 1.28 | 1.24 | 1.26 | 76 | 79 |
| 27-Jul-11 | 10:00 | Fine | 000933 | 2.7848 | 2.7914 | 9648.66 | 9649.66 | 1.00 | 1.28 | 1.24 | 1.26 | 76 | 87 |
| 27-Jul-11 | 13:00 | Fine | 000932 | 2.7760 | 2.7863 | 9649.66 | 9650.66 | 1.00 | 1.24 | 1.24 | 1.24 | 74 | 139 |



Location: CMA3a - CWB PRE Site Office Area

Report on 24-hour TSP monitoring
 Action Level ($\mu\text{g}/\text{m}^3$) - 171
 Limit Level ($\mu\text{g}/\text{m}^3$) - 260

| Date | Sampling Time | Weather Condition | Filter paper no. | Filter Weight, g | | Elapse Time, hr | | Sampling Time, hr | Flow Rate, m^3/min | | | Total Volume, m^3 | TSP Level, $\mu\text{g}/\text{m}^3$ |
|-----------|---------------|-------------------|------------------|------------------|--------|-----------------|---------|-------------------|------------------------------------|-----------------|---------|----------------------------|-------------------------------------|
| | | | | Initial | Final | Initial | Final | | Initial, Q_{si} | Final, Q_{sf} | Average | | |
| 14-Jul-11 | 08:00 | Cloudy | 000642 | 2.7548 | 2.8449 | 9873.87 | 9897.87 | 24.00 | 1.40 | 1.40 | 1.40 | 2018 | 45 |
| 20-Jul-11 | 08:00 | Fine | 000880 | 2.8224 | 2.8906 | 9900.87 | 9924.87 | 24.00 | 1.40 | 1.40 | 1.40 | 2016 | 34 |
| 27-Jul-11 | 14:03 | Fine | 000887 | 2.8094 | 2.9707 | 9932.64 | 9956.64 | 24.00 | 1.46 | 1.46 | 1.46 | 2106 | 77 |

Report on 1-hour TSP monitoring
 Action Level ($\mu\text{g}/\text{m}^3$) - 311.3
 Limit Level ($\mu\text{g}/\text{m}^3$) - 500

| Date | Sampling Time | Weather Condition | Filter paper no. | Filter Weight, g | | Elapse Time, hr | | Sampling Time, hr | Flow Rate, m^3/min | | | Total Volume, m^3 | TSP Level, $\mu\text{g}/\text{m}^3$ |
|-----------|---------------|-------------------|------------------|------------------|--------|-----------------|---------|-------------------|------------------------------------|-----------------|---------|----------------------------|-------------------------------------|
| | | | | Initial | Final | Initial | Final | | Initial, Q_{si} | Final, Q_{sf} | Average | | |
| 15-Jul-11 | 08:28 | Cloudy | 000871 | 2.7630 | 2.7708 | 9897.87 | 9898.87 | 1.00 | 1.34 | 1.34 | 1.34 | 81 | 97 |
| 15-Jul-11 | 09:39 | Cloudy | 000884 | 2.8178 | 2.8267 | 9898.87 | 9899.87 | 1.00 | 1.34 | 1.34 | 1.34 | 81 | 110 |
| 15-Jul-11 | 10:45 | Cloudy | 000882 | 2.8353 | 2.8408 | 9899.87 | 9900.87 | 1.00 | 1.34 | 1.34 | 1.34 | 81 | 68 |
| 21-Jul-11 | 09:00 | Fine | 000832 | 2.8244 | 2.8301 | 9924.87 | 9925.87 | 1.00 | 1.34 | 1.34 | 1.34 | 80 | 71 |
| 21-Jul-11 | 11:00 | Fine | 000822 | 2.8139 | 2.8183 | 9925.87 | 9926.87 | 1.00 | 1.34 | 1.34 | 1.34 | 80 | 55 |
| 21-Jul-11 | 13:00 | Fine | 000830 | 2.7964 | 2.8033 | 9926.87 | 9927.87 | 1.00 | 1.34 | 1.34 | 1.34 | 80 | 86 |
| 27-Jul-11 | 09:03 | Fine | 000897 | 2.8276 | 2.8434 | 9929.64 | 9930.64 | 1.00 | 1.35 | 1.34 | 1.35 | 81 | 196 |
| 27-Jul-11 | 10:05 | Fine | 000902 | 2.8724 | 2.8850 | 9930.64 | 9931.64 | 1.00 | 1.34 | 1.34 | 1.34 | 81 | 156 |
| 27-Jul-11 | 13:00 | Fine | 000937 | 2.7957 | 2.8074 | 9931.64 | 9932.64 | 1.00 | 1.34 | 1.34 | 1.34 | 81 | 145 |

Location: CMA2a - Causeway Bay Community Centre

Report on 24-hour TSP monitoring

Action Level ($\mu\text{g}/\text{m}^3$) - 169.5

Limit Level ($\mu\text{g}/\text{m}^3$) - 260

| Date | Sampling Time | Weather Condition | Filter paper no. | Filter Weight, g | | Elapse Time, hr | | Sampling Time, hr | Flow Rate, m^3/min | | | Total Volume, m^3 | TSP Level, $\mu\text{g}/\text{m}^3$ |
|-----------|---------------|-------------------|------------------|------------------|--------|-----------------|----------|-------------------|------------------------------------|-----------------|---------|----------------------------|-------------------------------------|
| | | | | Initial | Final | Initial | Final | | Initial, Q_{si} | Final, Q_{sf} | Average | | |
| 02-Jul-11 | 08:00 | Fine | 000425 | 2.7410 | 2.7970 | 13988.90 | 14012.90 | 24.00 | 1.29 | 1.29 | 1.29 | 1855 | 30 |
| 08-Jul-11 | 08:00 | Sunny | 000594 | 2.7848 | 2.8650 | 14015.90 | 14039.90 | 24.00 | 1.28 | 1.28 | 1.28 | 1845 | 43 |
| 14-Jul-11 | 08:00 | Cloudy | 000684 | 2.8058 | 2.8671 | 14042.90 | 14066.91 | 24.01 | 1.28 | 1.28 | 1.28 | 1850 | 33 |
| 20-Jul-11 | 08:00 | Fine | 000690 | 2.7845 | 2.8421 | 14069.91 | 14093.91 | 24.00 | 1.28 | 1.28 | 1.28 | 1848 | 31 |
| 26-Jul-11 | 08:00 | Fine | 000551 | 2.8091 | 2.8897 | 14096.91 | 14120.91 | 24.00 | 1.29 | 1.29 | 1.29 | 1853 | 44 |

Report on 1-hour TSP monitoring

Action Level ($\mu\text{g}/\text{m}^3$) - 323.4

Limit Level ($\mu\text{g}/\text{m}^3$) - 500

| Date | Sampling Time | Weather Condition | Filter paper no. | Filter Weight, g | | Elapse Time, hr | | Sampling Time, hr | Flow Rate, m^3/min | | | Total Volume, m^3 | TSP Level, $\mu\text{g}/\text{m}^3$ |
|-----------|---------------|-------------------|------------------|------------------|--------|-----------------|----------|-------------------|------------------------------------|-----------------|---------|----------------------------|-------------------------------------|
| | | | | Initial | Final | Initial | Final | | Initial, Q_{si} | Final, Q_{sf} | Average | | |
| 28-Jun-11 | 08:00 | Cloudy | 000736 | 2.7883 | 2.7946 | 13984.90 | 13985.90 | 1.00 | 1.32 | 1.32 | 1.32 | 79 | 80 |
| 28-Jun-11 | 09:44 | Cloudy | 000785 | 2.8175 | 2.8242 | 13985.90 | 13986.90 | 1.00 | 1.32 | 1.32 | 1.32 | 79 | 85 |
| 28-Jun-11 | 11:00 | Cloudy | 000598 | 2.7857 | 2.7924 | 13986.90 | 13987.90 | 1.00 | 1.32 | 1.32 | 1.32 | 79 | 85 |
| 04-Jul-11 | 08:37 | Cloudy | 000520 | 2.7654 | 2.7734 | 14012.90 | 14013.90 | 1.00 | 1.32 | 1.32 | 1.32 | 79 | 101 |
| 04-Jul-11 | 09:46 | Cloudy | 000602 | 2.7625 | 2.7700 | 14013.90 | 14014.90 | 1.00 | 1.32 | 1.32 | 1.32 | 79 | 94 |
| 04-Jul-11 | 10:50 | Cloudy | 000671 | 2.7839 | 2.7924 | 14014.90 | 14015.90 | 1.00 | 1.32 | 1.32 | 1.32 | 79 | 107 |
| 09-Jul-11 | 08:30 | Sunny | 000672 | 2.8030 | 2.8096 | 14039.90 | 14040.90 | 1.00 | 1.32 | 1.32 | 1.32 | 79 | 83 |
| 09-Jul-11 | 09:39 | Sunny | 000682 | 2.7929 | 2.7989 | 14040.90 | 14041.90 | 1.00 | 1.32 | 1.32 | 1.32 | 79 | 76 |
| 09-Jul-11 | 10:57 | Sunny | 000683 | 2.7835 | 2.7894 | 14041.90 | 14042.90 | 1.00 | 1.32 | 1.32 | 1.32 | 79 | 75 |
| 15-Jul-11 | 08:45 | Cloudy | 000685 | 2.8031 | 2.8077 | 14066.91 | 14067.91 | 1.00 | 1.32 | 1.32 | 1.32 | 79 | 58 |
| 15-Jul-11 | 09:49 | Cloudy | 000692 | 2.7591 | 2.7640 | 14067.91 | 14068.91 | 1.00 | 1.32 | 1.32 | 1.32 | 79 | 62 |
| 15-Jul-11 | 10:51 | Cloudy | 000691 | 2.8071 | 2.8152 | 14068.91 | 14069.91 | 1.00 | 1.32 | 1.32 | 1.32 | 79 | 102 |
| 21-Jul-11 | 08:35 | Fine | 000697 | 2.7913 | 2.7985 | 14093.91 | 14094.91 | 1.00 | 1.32 | 1.32 | 1.32 | 79 | 91 |
| 21-Jul-11 | 09:57 | Fine | 000698 | 2.7959 | 2.8046 | 14094.91 | 14095.91 | 1.00 | 1.32 | 1.32 | 1.32 | 79 | 110 |
| 21-Jul-11 | 11:00 | Fine | 000699 | 2.8092 | 2.8163 | 14095.91 | 14096.91 | 1.00 | 1.32 | 1.32 | 1.32 | 79 | 90 |
| 27-Jul-11 | 08:58 | Fine | 000935 | 2.7851 | 2.7918 | 14120.91 | 14121.91 | 1.00 | 1.33 | 1.32 | 1.32 | 80 | 84 |
| 27-Jul-11 | 10:15 | Fine | 000930 | 2.7777 | 2.7844 | 14121.91 | 14122.91 | 1.00 | 1.32 | 1.32 | 1.32 | 79 | 84 |
| 27-Jul-11 | 13:00 | Fine | 000929 | 2.7706 | 2.7771 | 14122.91 | 14123.91 | 1.00 | 1.32 | 1.32 | 1.32 | 79 | 82 |



Location: CMA4a - SPCA

Report on 24-hour TSP monitoring
Action Level ($\mu\text{g}/\text{m}^3$) - 171.2
Limit Level ($\mu\text{g}/\text{m}^3$) - 260

| Date | Sampling Time | Weather Condition | Filter paper no. | Filter Weight, g | | Elapse Time, hr | | Sampling Time, hr | Flow Rate, m^3/min | | | Total Volume, m^3 | TSP Level, $\mu\text{g}/\text{m}^3$ |
|-----------|---------------|-------------------|------------------|------------------|--------|-----------------|----------|-------------------|------------------------------------|-----------------|---------|----------------------------|-------------------------------------|
| | | | | Initial | Final | Initial | Final | | Initial, Q_{si} | Final, Q_{sf} | Average | | |
| 02-Jul-11 | 08:00 | Fine | 000815 | 2.8040 | 2.8498 | 13423.52 | 13447.44 | 23.92 | 1.20 | 1.20 | 1.20 | 1715 | 27 |
| 08-Jul-11 | 08:00 | Sunny | 000812 | 2.7798 | 2.8476 | 13450.42 | 13474.42 | 24.00 | 0.97 | 0.97 | 0.97 | 1403 | 48 |
| 14-Jul-11 | 08:00 | Cloudy | 000847 | 2.7883 | 2.8362 | 13477.27 | 13501.27 | 24.00 | 1.03 | 1.03 | 1.03 | 1484 | 32 |
| 20-Jul-11 | 08:00 | Fine | 000878 | 2.8339 | 2.8788 | 13504.27 | 13528.27 | 24.00 | 1.03 | 1.03 | 1.03 | 1482 | 30 |
| 26-Jul-11 | 08:00 | Fine | 000909 | 2.8159 | 2.8722 | 13531.28 | 13555.28 | 24.00 | 1.03 | 1.03 | 1.03 | 1486 | 38 |

Report on 1-hour TSP monitoring
Action Level ($\mu\text{g}/\text{m}^3$) - 312.5
Limit Level ($\mu\text{g}/\text{m}^3$) - 500

| Date | Sampling Time | Weather Condition | Filter paper no. | Filter Weight, g | | Elapse Time, hr | | Sampling Time, hr | Flow Rate, m^3/min | | | Total Volume, m^3 | TSP Level, $\mu\text{g}/\text{m}^3$ |
|-----------|---------------|-------------------|------------------|------------------|--------|-----------------|----------|-------------------|------------------------------------|-----------------|---------|----------------------------|-------------------------------------|
| | | | | Initial | Final | Initial | Final | | Initial, Q_{si} | Final, Q_{sf} | Average | | |
| 28-Jun-11 | 08:20 | Cloudy | 000793 | 2.8000 | 2.8045 | 13372.51 | 13373.51 | 1.00 | 1.08 | 1.08 | 1.08 | 65 | 69 |
| 28-Jun-11 | 09:35 | Cloudy | 000794 | 2.7915 | 2.7974 | 13373.51 | 13374.51 | 1.00 | 1.08 | 1.08 | 1.08 | 65 | 91 |
| 28-Jun-11 | 13:45 | Cloudy | 000762 | 2.7701 | 2.7739 | 13374.51 | 13375.51 | 1.00 | 1.08 | 1.08 | 1.08 | 65 | 59 |
| 04-Jul-11 | 08:00 | Cloudy | 000512 | 2.8019 | 2.8089 | 13447.44 | 13448.44 | 1.00 | 1.09 | 1.09 | 1.09 | 65 | 107 |
| 04-Jul-11 | 09:05 | Cloudy | 000513 | 2.7885 | 2.7960 | 13448.44 | 13449.43 | 0.99 | 1.09 | 1.09 | 1.09 | 65 | 116 |
| 04-Jul-11 | 10:08 | Cloudy | 000645 | 2.7305 | 2.7348 | 13449.43 | 13450.42 | 0.99 | 1.09 | 1.09 | 1.09 | 65 | 67 |
| 09-Jul-11 | 08:20 | Sunny | 000837 | 2.8206 | 2.8214 | 13474.42 | 13475.42 | 1.00 | 1.08 | 1.08 | 1.08 | 65 | 12 |
| 09-Jul-11 | 09:25 | Sunny | 000838 | 2.8058 | 2.8098 | 13475.42 | 13476.36 | 0.94 | 1.08 | 1.08 | 1.08 | 61 | 66 |
| 09-Jul-11 | 10:30 | Sunny | 000840 | 2.8022 | 2.8058 | 13476.36 | 13477.27 | 0.91 | 1.08 | 1.08 | 1.08 | 59 | 61 |
| 15-Jul-11 | 08:47 | Cloudy | 000885 | 2.8255 | 2.8326 | 13501.27 | 13502.27 | 1.00 | 1.08 | 1.08 | 1.08 | 65 | 109 |
| 15-Jul-11 | 09:55 | Cloudy | 000883 | 2.8343 | 2.8386 | 13502.27 | 13503.27 | 1.00 | 1.08 | 1.08 | 1.08 | 65 | 66 |
| 15-Jul-11 | 11:01 | Cloudy | 000881 | 2.8062 | 2.8111 | 13503.27 | 13504.27 | 1.00 | 1.08 | 1.08 | 1.08 | 65 | 75 |
| 21-Jul-11 | 08:47 | Fine | 000831 | 2.7847 | 2.7886 | 13528.27 | 13529.27 | 1.00 | 1.08 | 1.08 | 1.08 | 65 | 60 |
| 21-Jul-11 | 09:55 | Fine | 000803 | 2.7994 | 2.8048 | 13529.27 | 13530.27 | 1.00 | 1.08 | 1.08 | 1.08 | 65 | 83 |
| 21-Jul-11 | 13:00 | Fine | 000823 | 2.8104 | 2.8168 | 13530.27 | 13531.27 | 1.00 | 1.08 | 1.08 | 1.08 | 65 | 99 |
| 27-Jul-11 | 08:52 | Fine | 000950 | 2.7979 | 2.8026 | 13555.28 | 13556.28 | 1.00 | 1.09 | 1.08 | 1.09 | 65 | 72 |
| 27-Jul-11 | 10:14 | Fine | 000951 | 2.7854 | 2.7921 | 13556.28 | 13557.28 | 1.00 | 1.08 | 1.08 | 1.08 | 65 | 103 |
| 27-Jul-11 | 13:00 | Fine | 000938 | 2.7880 | 2.7957 | 13557.28 | 13558.28 | 1.00 | 1.08 | 1.08 | 1.08 | 65 | 118 |



Location: MA1w - International Finance Centre (Western Wing)

Report on 24-hour TSP monitoring
 Action Level ($\mu\text{g}/\text{m}^3$) - 173.4
 Limit Level ($\mu\text{g}/\text{m}^3$) - 260

| Date | Sampling Time | Weather Condition | Filter paper no. | Filter Weight, g | | Elapse Time, hr | | Sampling Time, hr | Flow Rate, m^3/min | | | Total Volume, m^3 | TSP Level, $\mu\text{g}/\text{m}^3$ |
|-----------|---------------|-------------------|------------------|------------------|--------|-----------------|----------|-------------------|------------------------------------|-----------------|---------|----------------------------|-------------------------------------|
| | | | | Initial | Final | Initial | Final | | Initial, Q_{si} | Final, Q_{sf} | Average | | |
| 02-Jul-11 | 08:00 | Fine | 000784 | 2.8097 | 2.8922 | 10232.54 | 10256.54 | 24.00 | 1.36 | 1.38 | 1.37 | 1967 | 42 |
| 08-Jul-11 | 08:00 | Sunny | 000773 | 2.7533 | 2.8449 | 10259.54 | 10283.54 | 24.00 | 1.35 | 1.35 | 1.35 | 1940 | 47 |
| 14-Jul-11 | 08:00 | Cloudy | 000767 | 2.7727 | 2.8388 | 10286.54 | 10310.54 | 24.00 | 1.35 | 1.35 | 1.35 | 1945 | 34 |
| 20-Jul-11 | 08:00 | Fine | 000918 | 2.8460 | 2.9191 | 10313.54 | 10337.54 | 24.00 | 1.35 | 1.35 | 1.35 | 1943 | 38 |
| 27-Jul-11 | 11:57 | Fine | 000877 | 2.8275 | 2.9805 | 10358.57 | 10382.57 | 24.00 | 1.28 | 1.28 | 1.28 | 1848 | 83 |

Report on 1-hour TSP monitoring
 Action Level ($\mu\text{g}/\text{m}^3$) - 325.1
 Limit Level ($\mu\text{g}/\text{m}^3$) - 500

| Date | Sampling Time | Weather Condition | Filter paper no. | Filter Weight, g | | Elapse Time, hr | | Sampling Time, hr | Flow Rate, m^3/min | | | Total Volume, m^3 | TSP Level, $\mu\text{g}/\text{m}^3$ |
|-----------|---------------|-------------------|------------------|------------------|--------|-----------------|----------|-------------------|------------------------------------|-----------------|---------|----------------------------|-------------------------------------|
| | | | | Initial | Final | Initial | Final | | Initial, Q_{si} | Final, Q_{sf} | Average | | |
| 28-Jun-11 | 08:50 | Cloudy | 000797 | 2.7775 | 2.7820 | 10229.54 | 10230.54 | 1.00 | 1.35 | 1.35 | 1.35 | 81 | 56 |
| 28-Jun-11 | 09:55 | Cloudy | 000799 | 2.7697 | 2.7771 | 10230.54 | 10231.54 | 1.00 | 1.35 | 1.35 | 1.35 | 81 | 91 |
| 28-Jun-11 | 11:00 | Cloudy | 000801 | 2.7861 | 2.7914 | 10231.54 | 10232.54 | 1.00 | 1.35 | 1.35 | 1.35 | 81 | 66 |
| 04-Jul-11 | 08:33 | Fine | 000763 | 2.7727 | 2.7796 | 10256.54 | 10257.54 | 1.00 | 1.31 | 1.31 | 1.31 | 79 | 88 |
| 04-Jul-11 | 09:36 | Fine | 000782 | 2.8054 | 2.8119 | 10257.54 | 10258.54 | 1.00 | 1.31 | 1.31 | 1.31 | 79 | 83 |
| 04-Jul-11 | 10:39 | Fine | 000771 | 2.7835 | 2.7873 | 10258.54 | 10259.54 | 1.00 | 1.31 | 1.31 | 1.31 | 79 | 48 |
| 09-Jul-11 | 08:43 | Sunny | 000775 | 2.7844 | 2.7880 | 10283.54 | 10284.54 | 1.00 | 1.30 | 1.30 | 1.30 | 78 | 46 |
| 09-Jul-11 | 09:48 | Sunny | 000777 | 2.7841 | 2.7878 | 10284.54 | 10285.54 | 1.00 | 1.30 | 1.30 | 1.30 | 78 | 47 |
| 09-Jul-11 | 10:53 | Sunny | 000769 | 2.8210 | 2.8255 | 10285.54 | 10286.54 | 1.00 | 1.30 | 1.30 | 1.30 | 78 | 58 |
| 15-Jul-11 | 08:45 | Cloudy | 000904 | 2.8466 | 2.8531 | 10310.54 | 10311.54 | 1.00 | 1.30 | 1.30 | 1.30 | 78 | 83 |
| 15-Jul-11 | 10:20 | Cloudy | 000766 | 2.7730 | 2.7791 | 10311.54 | 10312.54 | 1.00 | 1.30 | 1.30 | 1.30 | 78 | 78 |
| 15-Jul-11 | 13:00 | Cloudy | 000764 | 2.7729 | 2.7800 | 10312.54 | 10313.54 | 1.00 | 1.30 | 1.30 | 1.30 | 78 | 91 |
| 21-Jul-11 | 08:43 | Fine | 000916 | 2.7949 | 2.8023 | 10337.55 | 10338.55 | 1.00 | 1.30 | 1.30 | 1.30 | 78 | 95 |
| 21-Jul-11 | 09:48 | Fine | 000914 | 2.8192 | 2.8238 | 10338.55 | 10339.55 | 1.00 | 1.30 | 1.30 | 1.30 | 78 | 59 |
| 21-Jul-11 | 11:00 | Fine | 000912 | 2.8450 | 2.8512 | 10339.55 | 10340.55 | 1.00 | 1.30 | 1.30 | 1.30 | 78 | 79 |
| 27-Jul-11 | 08:45 | Sunny | 000906 | 2.8003 | 2.8059 | 10355.49 | 10356.49 | 1.00 | 1.31 | 1.31 | 1.31 | 78 | 72 |
| 27-Jul-11 | 09:50 | Sunny | 000580 | 2.7919 | 2.8016 | 10356.49 | 10357.49 | 1.00 | 1.31 | 1.31 | 1.31 | 78 | 124 |
| 27-Jul-11 | 10:54 | Sunny | 000873 | 2.7489 | 2.7605 | 10357.49 | 10358.49 | 1.00 | 1.31 | 1.31 | 1.31 | 78 | 148 |



Location: MA1e - International Finance Centre (Eastern Wing)

Report on 24-hour TSP monitoring

Action Level ($\mu\text{g}/\text{m}^3$) - 173.4
Limit Level ($\mu\text{g}/\text{m}^3$) - 260

| Date | Sampling Time | Weather Condition | Filter paper no. | Filter Weight, g | | Elapse Time, hr | | Sampling Time, hr | Flow Rate, m^3/min | | | Total Volume, m^3 | TSP Level, $\mu\text{g}/\text{m}^3$ |
|-----------|---------------|-------------------|------------------|------------------|--------|-----------------|---------|-------------------|------------------------------------|-----------------|---------|----------------------------|-------------------------------------|
| | | | | Initial | Final | Initial | Final | | Initial, Q_{si} | Final, Q_{sf} | Average | | |
| 02-Jul-11 | 08:00 | Fine | 000802 | 2.7715 | 2.8388 | 7080.59 | 7104.59 | 24.00 | 1.33 | 1.33 | 1.33 | 1908 | 35 |
| 08-Jul-11 | 08:00 | Sunny | 000772 | 2.8078 | 2.8923 | 7107.59 | 7131.59 | 24.00 | 1.40 | 1.40 | 1.40 | 2021 | 42 |
| 14-Jul-11 | 08:00 | Cloudy | 000768 | 2.7758 | 2.8285 | 7134.59 | 7158.59 | 24.00 | 1.41 | 1.41 | 1.41 | 2024 | 26 |
| 20-Jul-11 | 08:00 | Fine | 000749 | 2.8044 | 2.8686 | 7161.59 | 7185.59 | 24.00 | 1.40 | 1.40 | 1.40 | 2022 | 32 |
| 26-Jul-11 | 08:00 | Fine | 000911 | 2.8314 | 2.9064 | 7188.60 | 7212.60 | 24.00 | 0.56 | 0.56 | 0.56 | 810 | 93 |

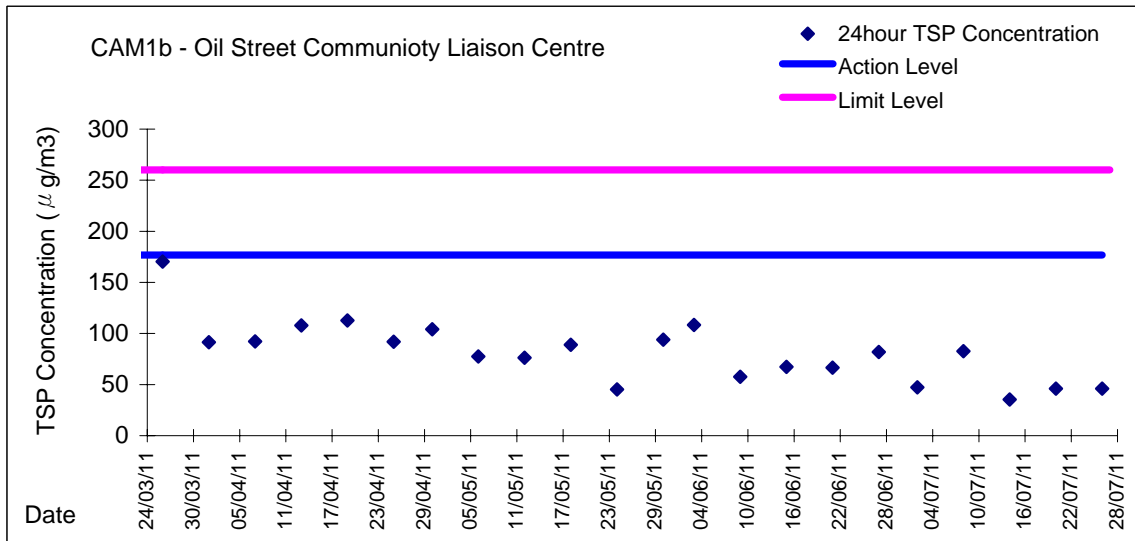
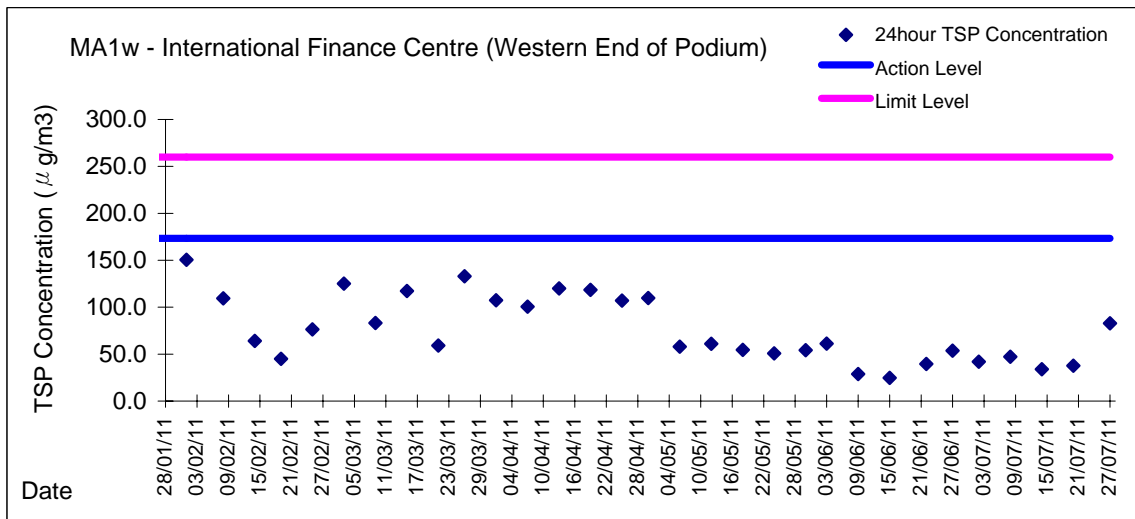
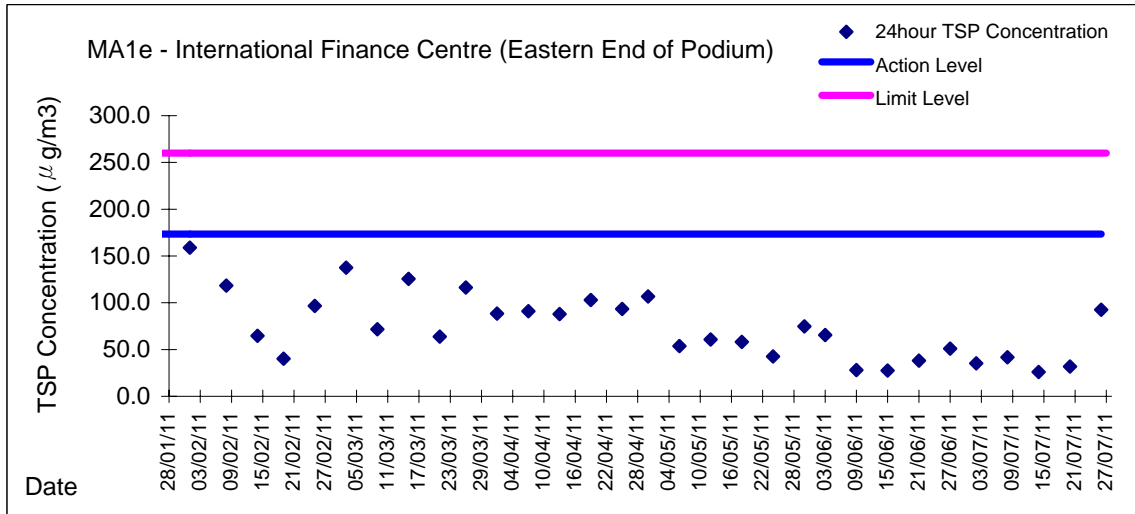
Report on 1-hour TSP monitoring

Action Level ($\mu\text{g}/\text{m}^3$) - 325.1
Limit Level ($\mu\text{g}/\text{m}^3$) - 500

| Date | Sampling Time | Weather Condition | Filter paper no. | Filter Weight, g | | Elapse Time, hr | | Sampling Time, hr | Flow Rate, m^3/min | | | Total Volume, m^3 | TSP Level, $\mu\text{g}/\text{m}^3$ |
|-----------|---------------|-------------------|------------------|------------------|--------|-----------------|---------|-------------------|------------------------------------|-----------------|---------|----------------------------|-------------------------------------|
| | | | | Initial | Final | Initial | Final | | Initial, Q_{si} | Final, Q_{sf} | Average | | |
| 28-Jun-11 | 08:39 | Cloudy | 000796 | 2.7944 | 2.8033 | 7077.59 | 7078.59 | 1.00 | 1.33 | 1.33 | 1.33 | 80 | 111 |
| 28-Jun-11 | 09:48 | Cloudy | 000798 | 2.7830 | 2.7893 | 7078.59 | 7079.59 | 1.00 | 1.33 | 1.36 | 1.35 | 81 | 78 |
| 28-Jun-11 | 10:52 | Cloudy | 000800 | 2.7837 | 2.7882 | 7079.59 | 7080.59 | 1.00 | 1.36 | 1.36 | 1.36 | 81 | 55 |
| 04-Jul-11 | 08:04 | Cloudy | 000780 | 2.7891 | 2.7939 | 7104.59 | 7105.59 | 1.00 | 1.37 | 1.37 | 1.37 | 82 | 59 |
| 04-Jul-11 | 09:29 | Cloudy | 000781 | 2.7840 | 2.7882 | 7105.59 | 7106.59 | 1.00 | 1.37 | 1.37 | 1.37 | 82 | 51 |
| 04-Jul-11 | 10:33 | Cloudy | 000783 | 2.7915 | 2.7963 | 7106.59 | 7107.59 | 1.00 | 1.37 | 1.37 | 1.37 | 82 | 59 |
| 09-Jul-11 | 08:36 | Sunny | 000774 | 2.7863 | 2.7896 | 7131.59 | 7132.59 | 1.00 | 1.36 | 1.36 | 1.36 | 82 | 41 |
| 09-Jul-11 | 09:40 | Sunny | 000776 | 2.7979 | 2.8030 | 7132.59 | 7133.59 | 1.00 | 1.36 | 1.36 | 1.36 | 82 | 63 |
| 09-Jul-11 | 10:44 | Sunny | 000770 | 2.7879 | 2.7923 | 7133.59 | 7134.59 | 1.00 | 1.36 | 1.36 | 1.36 | 82 | 54 |
| 15-Jul-11 | 08:54 | Cloudy | 000920 | 2.8199 | 2.8229 | 7158.59 | 7159.59 | 1.00 | 1.36 | 1.36 | 1.36 | 82 | 37 |
| 15-Jul-11 | 10:28 | Cloudy | 000765 | 2.7598 | 2.7644 | 7159.59 | 7160.59 | 1.00 | 1.36 | 1.36 | 1.36 | 82 | 56 |
| 15-Jul-11 | 13:00 | Cloudy | 000919 | 2.8376 | 2.8436 | 7160.59 | 7161.59 | 1.00 | 1.36 | 1.36 | 1.36 | 82 | 73 |
| 21-Jul-11 | 08:33 | Fine | 000917 | 2.8205 | 2.8263 | 7185.59 | 7186.59 | 1.00 | 1.36 | 1.36 | 1.36 | 82 | 71 |
| 21-Jul-11 | 09:38 | Fine | 000915 | 2.8270 | 2.8318 | 7186.59 | 7187.59 | 1.00 | 1.36 | 1.36 | 1.36 | 82 | 59 |
| 21-Jul-11 | 11:00 | Fine | 000913 | 2.8455 | 2.8504 | 7187.59 | 7188.59 | 1.00 | 1.36 | 1.36 | 1.36 | 82 | 60 |
| 27-Jul-11 | 08:35 | Sunny | 000907 | 2.8355 | 2.8388 | 7212.60 | 7213.60 | 1.00 | 1.37 | 1.36 | 1.37 | 82 | 40 |
| 27-Jul-11 | 09:43 | Sunny | 000905 | 2.8429 | 2.8467 | 7213.60 | 7214.60 | 1.00 | 1.36 | 1.36 | 1.36 | 82 | 46 |
| 27-Jul-11 | 10:48 | Sunny | 000879 | 2.8267 | 2.8316 | 7214.60 | 7215.60 | 1.00 | 1.36 | 1.36 | 1.36 | 82 | 60 |

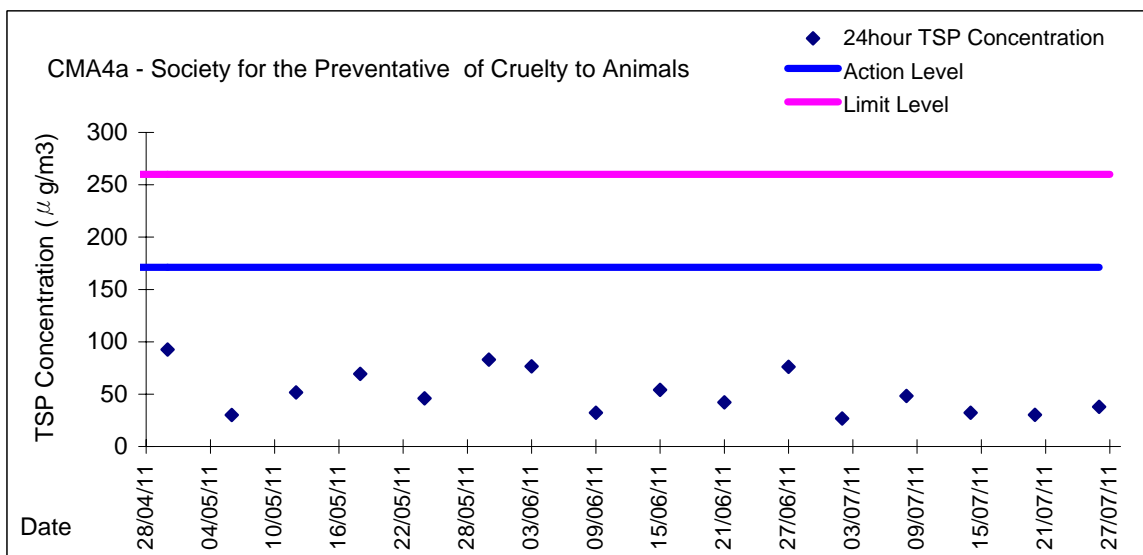
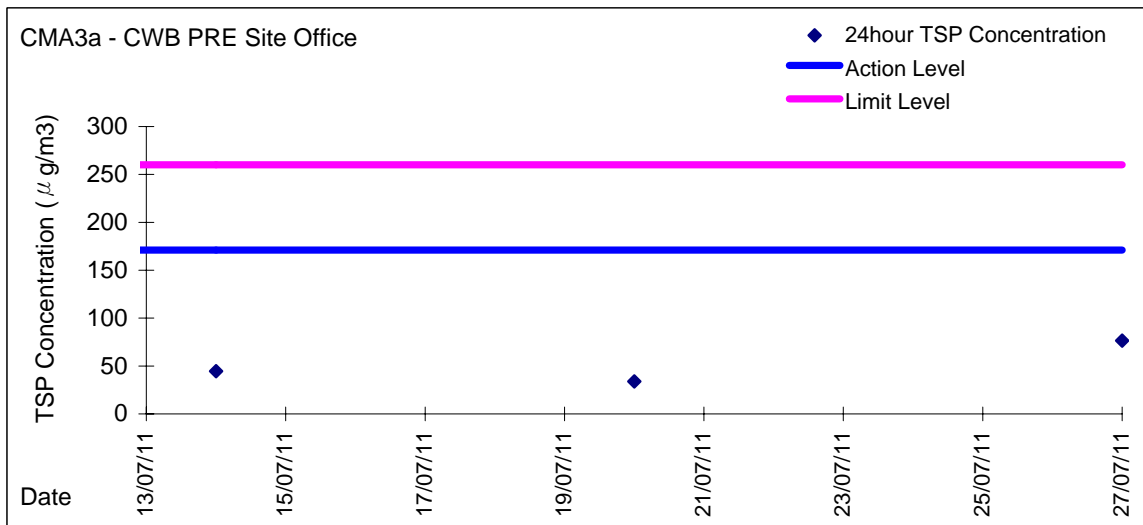
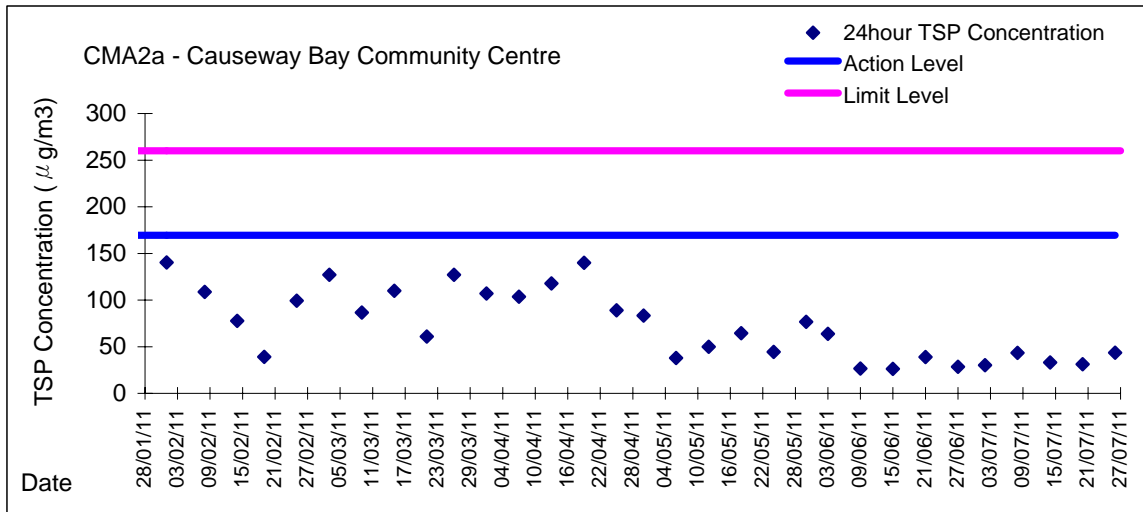


Graphic Presentation of 24 hour TSP Result

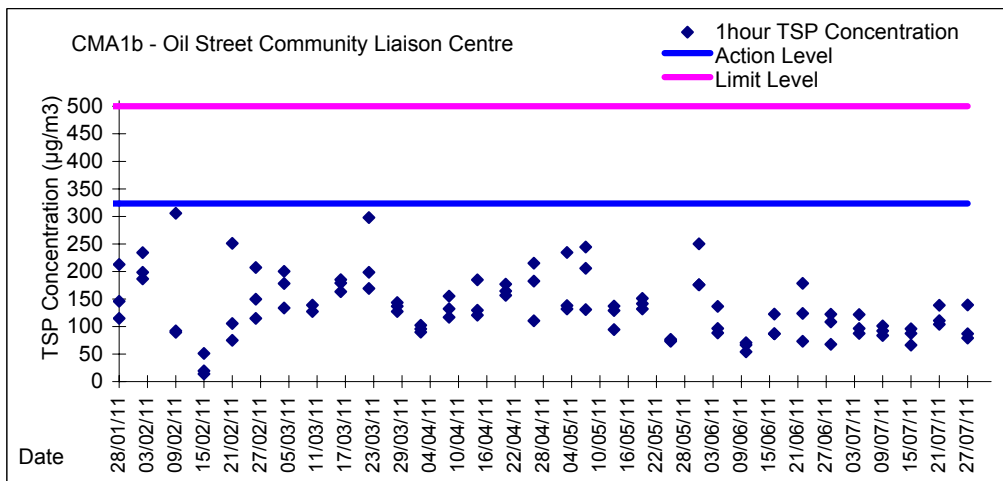
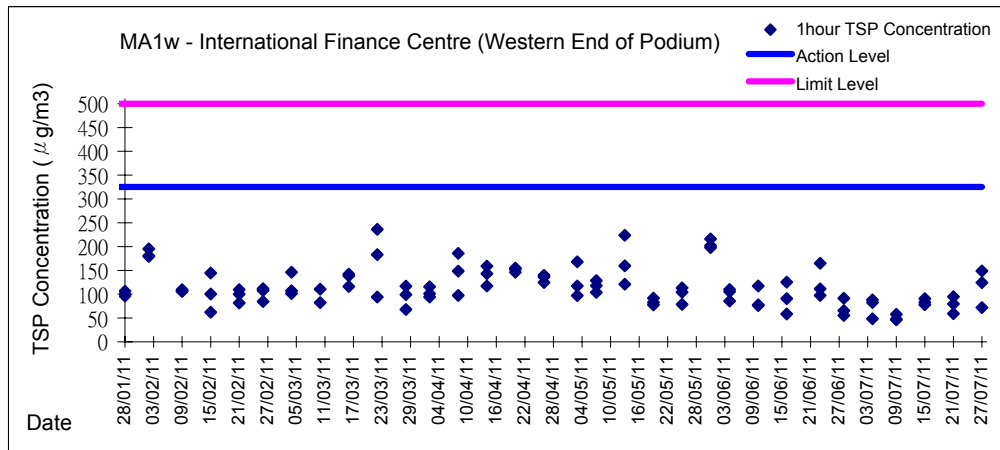
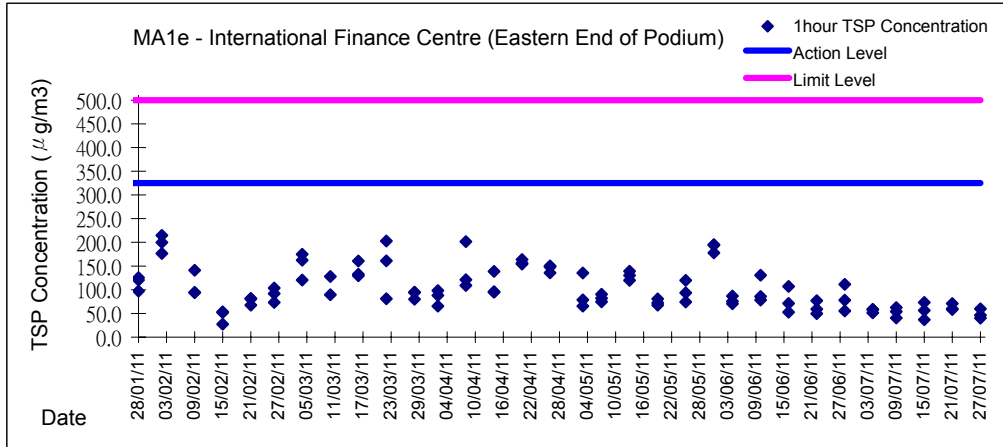




Graphic Presentation of 24 hour TSP Result



Graphic Presentation of 1 hour TSP Result



Graphic Presentation of 1 hour TSP Result

